

# 1

## RYAN AND EMILY AT THE PARK

### USE POLITE WORDS

#### Warm Up

What do you say in the following situations?

1. You want your father to buy you a pencil box.
2. You want the toy that your brother or sister is playing with.
3. You want to ask your mother/family members/guardians for a glass of water.

Let us now read a story.



Ryan and Emily go to the park with their mother. They want to play on the two swings there.

But girls were already using them.

“Get off the swings! We want to play on them now,” Ryan and Emily told the girls.

The girls got angry. “No, we won’t,” they responded and the girls continued to swing.

Ryan and Emily run complaining to their mother. They say, “Mama! Those girls are not allowing us to play on the swings.”

Mama says, “I heard how you spoke with them. Did you feel you used kind words? Maybe if you ask them politely, they might let you have a go.”

“How do we ask politely?” they asked.



Their Mum replied, “Try, ‘Can we please play on the swings?’”

Ryan and Emily went back to the two girls and ask them, “Sorry about how we spoke. Can we please play on the swings?”

This time, the girls agreed and jumped off the swings. Ryan and

Emily. Said, “Thank you.”

The girls ask them, “Do you want to play with us?”



Ryan and Emily replied excitedly, “Yes! We would love that!”

The four children play together. They also become good friends.

Ryan and Emily understand. that, by being polite and using kind words, they can have more fun, make friends, and be happy.friends, and be happy.

### WORD WALL

**Politely:** In a nice manner

**Agree:** Say okay

## Think and Answer

1) Write 'yes' or 'no' next to each sentence.

- a) Ryan and Emily wanted to play on the swings .....
- b) Ryan and Emily were polite to the girls the first time .....
- c) The two girls became angry because Ryan and Emily spoke to them unkindly .....
- d) Mama taught Ryan and Emily how to speak unkindly .....
- e) Ryan and Emily spoke politely to the girls the second time .....
- f) The girls made friends with Ryan and Emily because they were unkind. ....

2) Do you remember the five magic words? Fill in the blanks to complete the magic words.

- a) T \_ \_ \_ K Y \_ \_
- b) S \_ \_ \_ Y
- c) P \_ \_ \_ \_ E
- d) E \_ \_ \_ \_ E M \_ \_
- e) W \_ \_ \_ \_ \_ E

3) Which two magic words were used in the story?

.....  
.....

4) Why should we be polite?

.....  
.....

## Activity A: Colouring Fun

Colour the box that shows Ryan and Emily using polite words with the two girls at the park.

Get up! Let us  
play on the swing!

Can we please play  
on the swings?



When we speak politely, we feel happy. We make others feel happy. We can make friends. We can avoid fights. Good things happen when we are polite.

**How can we speak politely?**

We can use a sweet and soft tone.

We can use the five magic words. Magic words make our speech sweet and kind.

To ask politely, we can begin our questions with any of the following words:

May I ..

Can I ..

Would  
you ..

Could  
you ..



## Activity B: Popo Says!

Let us learn how to use these polite words

Form two teams, called Unkind Popo and Polite Popo.

The Unkind Popo team will read out a Unkind sentence.

The Polite Popo team has to say the Ryane thing in a polite way. Remember to use a polite tone!



UNKIND POPO SAYS	POLITE POPO SAYS
I want chocolate.	Can I have some chocolate?
Give me that sharpener!	Could you give me the sharpener?
I want to go to the Toilet	May I go to the Toilet?
Move aside!	Would you please move aside?
Tell me a story.	Could you tell me a story?

## Activity C: Spot the Polite Bubbles

Colour the bubbles that show polite speech

Come here

Could you give me your ruler?

Hey! Give me that pencil!

Would you like to come to the playground with me?

May I watch TV?

Let me take your book

Can I have some ice cream?

I want to sit in your chair



## Activity D: Change Your Tone

It is good to speak sweetly and politely at all times. However, there are some situations in which we may have to change our tone. Let us learn about these situations.

SITUATION	VOICE
When your friend is hurt and you have to call for help	Screaming voice
At the playground	Loud voice
In the classroom	Speaking voice
With elders	Soft voice
In the assembly	No voice



## Activity E: Polite Q&A

Do this activity with your partner. One person has to ask politely, the other person will reply politely.

Sarah wanted to ask for her teacher's permission to enter the class.

**Sarah:** May I come in, Miss? & Miss Linda?

**Teacher:** Yes, you may.



Alex went to the shop to buy pencils.

**Cohen:** Could you give me a box of pencils, Sir?


**Shopkeeper:** Yes, I can.



Gabby left her bottle on the teacher's table.

**Gabby:** Could you please pass me my bottle, Miss? & Miss Linda?

**Teacher:** Yes, I can.



Bryan wanted to share some cake with his grandfather.

**Simon:** Grandad, would you like some cake?

**Grandfather:** Yes, thank you.



Charlotte wanted to sit near a woman in a park.

**Ariana:** Excuse me, can I sit here?

**Lady:** Yes, you can.



## Fun Time

Plan a class party with your teacher. Your teacher will tell you the food items you have to bring. Remember to use polite words, the magic words, in a polite tone and the correct voice level during your party.

## Let's Remember

*Good things happen when we are polite.*



*Learn from your parents/family members/guardians how to speak politely over the phone. Using the conversation given below, practice speaking on the phone. Act out the conversation in the next class.*

**Caller:** Hello, may I speak to Thomas?

**Receiver:** Sorry, she has gone out.

**Caller:** Could you tell me when she will be back?

**Receiver:** Maybe tomorrow.

**Caller:** Alright, can I leave a message for her?

**Receiver:** Sure, please hold on.

**Caller:** Thank you.

**Receiver:** Have a good day.

**Caller:** Thank you! You too.